

# Rajasthan Petro Synthetics Limited

S-4, Second Floor, Pankaj Central Market, I.P. Extension, Patparganj, New Delhi-110 092  
Telephone No.:01141326013/41638121, e-mail: investors@rpsl.co.in

3<sup>rd</sup> October, 2013

BSE Limited,  
Department of Corporate Services,  
Phiroze Jeejeebhoy Towers,  
Dalal Street,  
Mumbai – 400001

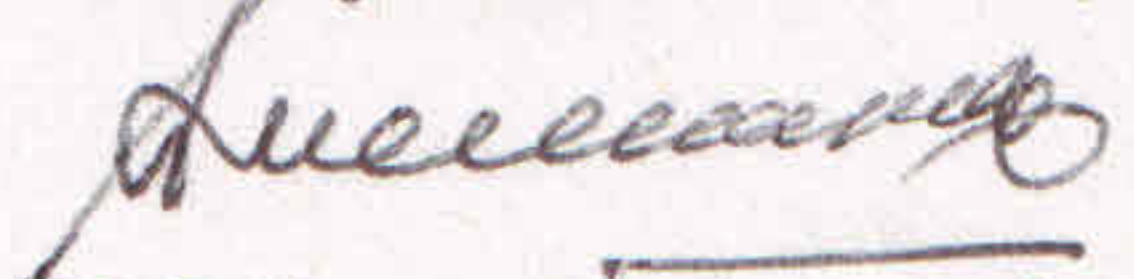
## Sub: Shareholding Pattern

Dear Sirs,

In accordance with the provisions of the Listing Agreement, we are enclosing herewith the Shareholding Pattern as of Record date i.e. 20<sup>th</sup> September, 2013.

Thanking You,

Yours faithfully,  
For Rajasthan Petro Synthetics Limited ,

  
(K.Sukumaran)  
Company Secretary

---


Regd. Office: 8, Kushal Bagh, Galli No. 3, University Road, Udaipur-313 001 (Rajasthan).



## Introductory sub-table (I)(a)

Name of the Company: RAJASTHAN PETRO SYNTHETICS LIMITED			
Book Closure Date: September 20, 2013			
Partly paid-up shares:-	No. of partly paid-up shares	As a % of total no. of partly paid-up shares	As a % of total no. of shares of the company
Held by promoter/promoter group		0	0
Held by public		0	0
Total - D	0	0	0
Outstanding convertible securities:-	No. of outstanding securities	As a % of total no. of outstanding convertible securities	As a % of total no. of shares of the company, assuming full conversion of the convertible securities
Held by promoter/promoter group		0	0
Held by public		0	0
Total - E	0	0	0
Warrants:-	No. of warrants	As a % of total no. of warrants	As a % of total no. of shares of the company, assuming full conversion of warrants
Held by promoter/promoter group		0	0
Held by public		0	0
Total - F	0	0	0
Total paid-up capital of the company, assuming full conversion of warrants and convertible securities		16189270	100

For Rajasthan Petro Synthetics Ltd.


  
Director



Statement Showing Shareholding Pattern								
Category code	Category of Shareholder	Number of Shareholders	Table (I)(a)		Total shareholding as a percentage of total number of shares		Shares Pledged or otherwise encumbered	
			Total number of shares	Number of shares held in dematerialized form	As a percentage of (A+B) <sup>1</sup>	As a percentage of (A+B+C)	Number of shares	As a percentage
(I)	(II)	(III)	(IV)	(V)	(VI)	(VII)	(VIII)	IX = (VIII)/(IV)*100
(A)	Shareholding of Promoter and Promoter							
1	Indian							
(a)	Individuals/ Hindu Undivided Family	6	5355765	5353605	33.08	33.08		
(b)	Central Government/ State Government(s)							
(c)	Bodies Corporate	3	3796087		23.45	23.45		
(d)	Financial Institutions/ Banks							
(e)	Any Others(Specify)							
(e-i)								
(e-ii)								
	Sub Total(A)(1)	9	9151852	5353605	56.53	56.53		
2	Foreign							
a	Individuals (Non-Residents Individuals/ Foreign Individuals)							
b	Bodies Corporate							
c	Institutions							
d	Any Others(Specify)							
d-i								
d-ii								
	Sub Total(A)(2)	0	0	0				
	Total Shareholding of Promoter and Promoter Group (A) = (A)(1)+(A)(2)	9	9151852	5353605	56.53	56.53		
(B)	Public shareholding							
1	Institutions							
(a)	Mutual Funds/ UTI							
(b)	Financial Institutions/ Banks	19	849816	562872	5.25	5.25		
(c)	Central Government/ State Government(s)							
(d)	Venture Capital Funds							
(e)	Insurance Companies							
(f)	Foreign Institutional Investors							
(g)	Foreign Venture Capital Investors							
(h)	Any Other (specify)							
(h-i)								
(h-ii)								
	Sub-Total (B)(1)	19	849816	562872	5.25	5.25		
B 2	Non-institutions							
(a)	Bodies Corporate	120	1053257	10700	6.51	6.51		
(b)	Individuals							
	Individuals -i. Individual shareholders holding nominal share capital up to Rs 1 lakh	10473	4011978	16900	24.78	24.78		
II	ii. Individual shareholders holding nominal share capital in excess of Rs. 1 lakh.	18	537560		3.32	3.32		
(c)	Any Other (specify)	790	583907		3.61	3.61		
(c-i)	Hindu Undivided Family	2	900	900	0.01	0.01		
(c-ii)	Clearing Members/House							
	Sub-Total (B)(2)	11403	6187602	28500	38.22	38.22		
(B)	Total Public Shareholding (B) = (B)(1)+(B)(2)	11422	7037418	591372	43.47	43.47		
	TOTAL (A)+(B)	11431	16189270	5944977	100.00	100.00		

For Rajasthan Petco Ltd. P.O. No. 1/2014

*[Signature]*  
Director



(C)	Shares held by Custodians and against which Depository Receipts have been issued							
1	Promoter and Promoter Group							
2	Public							
	Sub-Total (C)	0	0	0		0	0	
	GRAND TOTAL (A)+(B)+(C)	11431	16189270	5944977	100.00	100.00	0	

For Rajasthan Petro Synthetics Ltd.

*[Handwritten Signature]*

Director



(1)(b)

Statement showing holding of securities (including shares, warrants, convertible securities) of persons belonging to the category "Promoter and Promoter Group"

Sr. No.	Folio/DP-Client	Name of the shareholder	Details of Shares held				Encumbered shares (*)				Details of warrants		Details of convertible securities		Total shares (including underlying shares assuming full conversion of warrants and convertible securities) as a % of diluted share capital
			Shares held in Physical	Shares held in NSDL	Shares held in CDSL	Total Shares	As a % of grand total (A)+(B)+(C)	No.	As a percentage	As a % of grand total (A)+(B)+(C) of sub-clause (I)(a)	Number of warrants held	As a % total number of warrants of the same class	Number of convertible securities held	As a % total number of convertible securities of the same class	
(i)		(ii)		(iii)			(iv)	(v)	(vi)=(v)/(iii)*100	(vii)	(viii)	(ix)	(x)	(xi)	(xii)
1	19554	VIDHIKA PODDAR			1920	1920	0.01								
2	1301240000238020	GAURI SHANKAR PODDAR			599120	599120	3.70								
3	1301240000242050	VIJAY LAXMI PODDAR			3054505	3054505	18.87								
4	1301240000242040	UDDHAV PODDAR			200220	200220	1.24								
5	1301240000513050	VEDANT PODDAR			750000	750000	4.63								
	1301240000513080	SHIVEN PODDAR			750000	750000	4.63								
6	25	ANUBHAV MINERALS PVT. LTD	469677			469677	2.90								
7	23	UDDHAV PROPERTIES LTD	1380600			1380600	8.53								
8	30901	KPL INFRA AND LOGISTICS LTD	1945810			1945810	12.02								
<b>TOTAL</b>			<b>3796087</b>	<b>0</b>	<b>5355765</b>	<b>9151852</b>	<b>56.53</b>								<b>0</b>

(\*) The term "encumbrance" has the same meaning as assigned to it in regulation 28(3) of the SAST Regulations, 2011

For Rajasthan Petro Synthetics Ltd.

Director



**(I)(c)(i) Statement showing holding of securities (including shares, warrants, convertible securities) of persons belonging to the category "Public" and holding more than 1% of the total number of shares**

Sr. No.	Name of the shareholder	Number of shares held	Shares as a percentage of total number of shares {i.e., Grand Total (A)+(B)+(C) indicated in Statement at para (I)(a) above}	Details of warrants		Details of convertible securities		Total shares (including underlying shares assuming full conversion of warrants and convertible securities) as a % of diluted share capital
				Number of warrants held	As a % total number of warrants of the same class	Number of convertible securities held	% w.r.t total number of convertible securities of the same class	
1	IDBI BANK LTD.	562872	3.47					
2	PRESSMAN LIMITED	337900	2.09					
3	CANARA BANK	265153	1.64					
4	PODDAR PIGNENTS LTD	175920	1.09					
5	ISPAT FINANCE LTD	175022	1.08					
<b>TOTAL</b>		<b>1516867</b>	<b>9.37</b>					

**(I)(c)(ii) Statement showing holding of securities (including shares, warrants, convertible securities) of persons (together with PAC) belonging to the category "Public" and holding more than 5% of the total number of shares of the company**

Sr. No.	Name(s) of the shareholder(s) and the Persons Acting in Concert (PAC) with them	Number of shares	Shares as a percentage of total number of shares {i.e., Grand Total (A)+(B)+(C) indicated in Statement at para (I)(a) above}	Details of warrants		Details of convertible securities		Total shares (including underlying shares assuming full conversion of warrants and convertible securities) as a % of diluted
				Number of warrants	As a % total number of warrants of the same class	Number of convertible securities held	% w.r.t total number of convertible securities of the same class	
1			0.00		0		0	
2			0.00		0		0	
3			0.00		0		0	
4			0.00		0		0	
5			0.00		0		0	
6			0.00		0		0	
7			0.00		0		0	
8			0.00		0		0	
9			0.00		0		0	
10			0.00		0		0	
<b>TOTAL</b>		<b>0</b>	<b>0.00</b>	<b>0</b>	<b>0</b>	<b>0</b>	<b>0</b>	<b>0</b>

For Rajasthan Petro Synthetics Ltd

*[Signature]*  
Director



(II)(a) Statement showing details of Depository Receipts (DRs)

Sr. No.	Type of outstanding DR (ADRs, GDRs, SDRs, etc.)	Number of outstanding DRs	Number of shares underlying outstanding DRs	Shares underlying outstanding DRs as a percentage of total number of shares {i.e., Grand Total (A)+(B)+(C) indicated in Statement at para (I)(a) above}
1				0.00
2				0.00
3				0.00
4				0.00
5				0.00
6				0.00
7				0.00
8				0.00
9				0.00
TOTAL		0	0	0.00

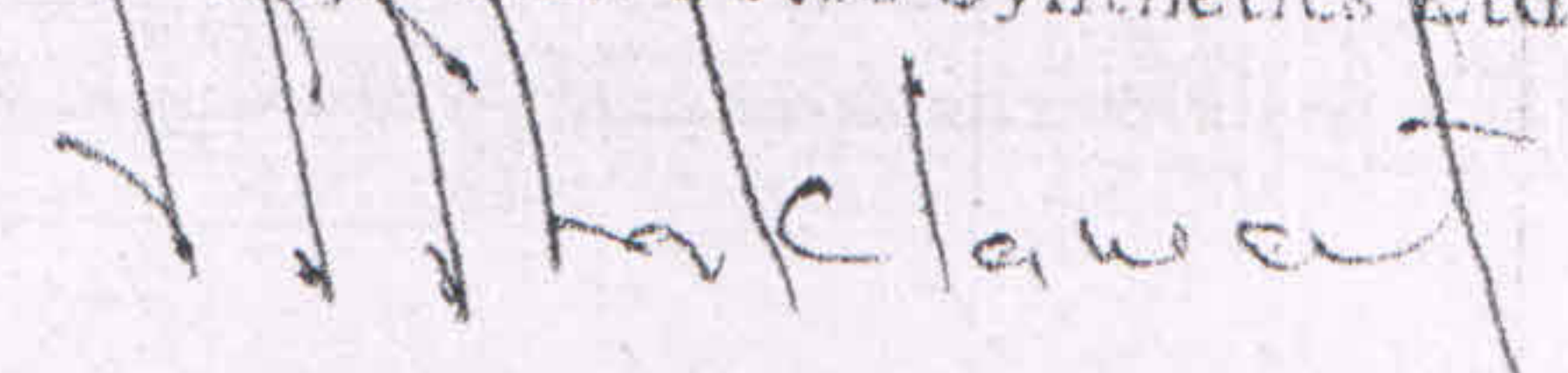
(II)(b) Statement showing holding of Depository Receipts (DRs), where underlying shares held by "promoter/promoter group" are in excess of 1% of the total number of shares

Sr. No.	Name of the DR Holder	Type of outstanding DR (ADRs, GDRs, SDRs, etc.)	Number of shares underlying outstanding DRs	Shares underlying outstanding DRs as a percentage of total number of shares {i.e., Grand Total (A)+(B)+(C) indicated in Statement at para (I)(a) above}
1				0.00
2				0.00
3				0.00
4				0.00
5				0.00
6				0.00
7				0.00
8				0.00
9				0.00
TOTAL			0	0.00

(I)(d) Statement showing details of locked-in shares

Sr. No.	Name of the shareholder	Number of locked-in shares	Locked-in shares as a percentage of total number of shares {i.e., Grand Total (A)+(B)+(C) indicated in Statement at para (I)(a) above}
1			0.00
2			0.00
3			0.00
4			0.00
5			0.00
6			0.00
7			0.00
8			0.00
9			0.00
TOTAL		0	0.00

For Rajasthan Petro Synthetics Ltd.

  
Director